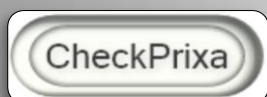


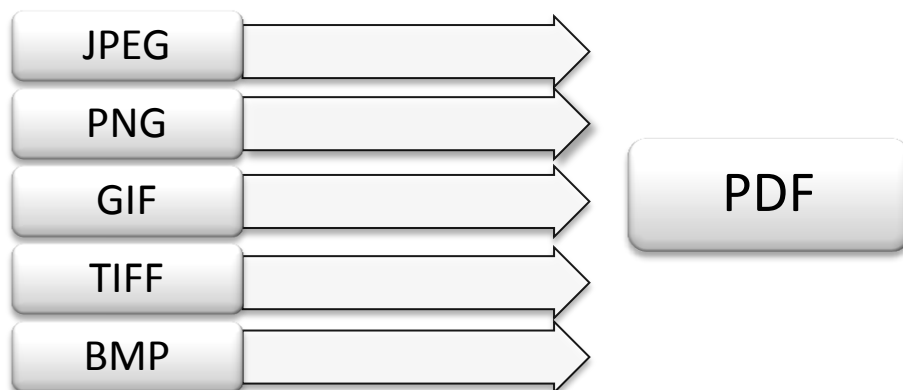
# CheckPria Image To PDF Converter



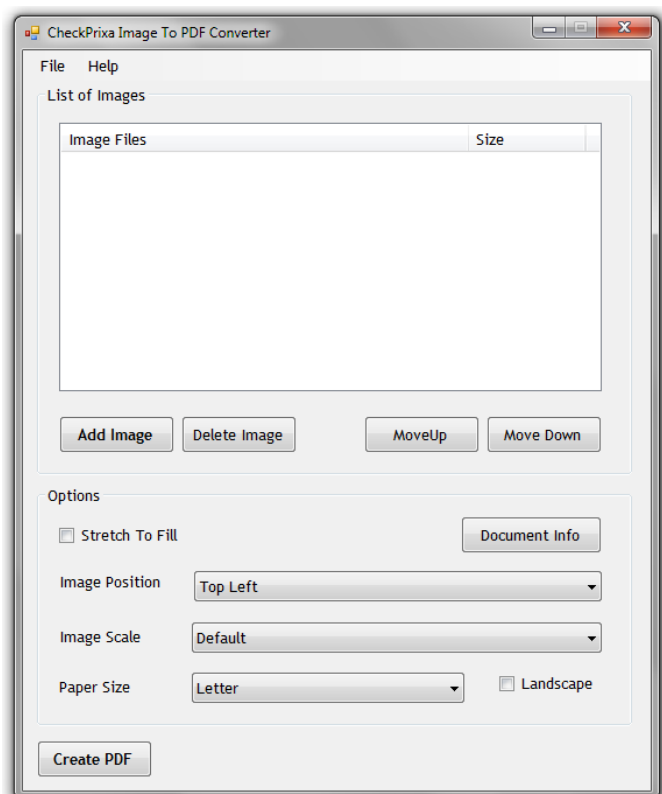
[info@image-to-pdf.net](mailto:info@image-to-pdf.net)

## CheckPria Image To PDF Converter

CheckPria's Image To PDF is a free tool for converting image files to PDF. It is a well-tested, fully functional converter capable of handling heavy workload and delivering professional results. The simple user interface allows immediate productive usage upon download and installation. Especially useful for making PDFs out of screenshots, combining photographs into a nice catalog, or turning image scans into an e-book, this powerful software will quickly get the work done without any hassle.



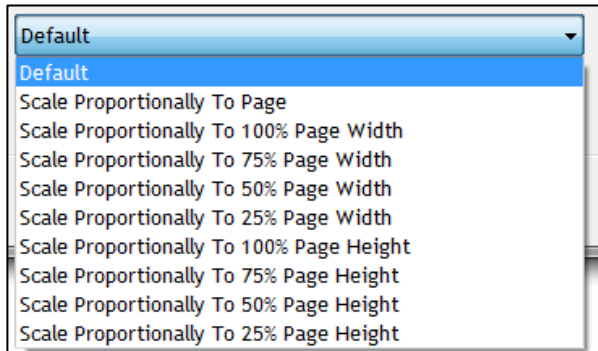
A user interface is provided for the selection, addition, deletion and ordering of image files. Formats supported include JPEG, PNG, GIF, TIFF and BMP.



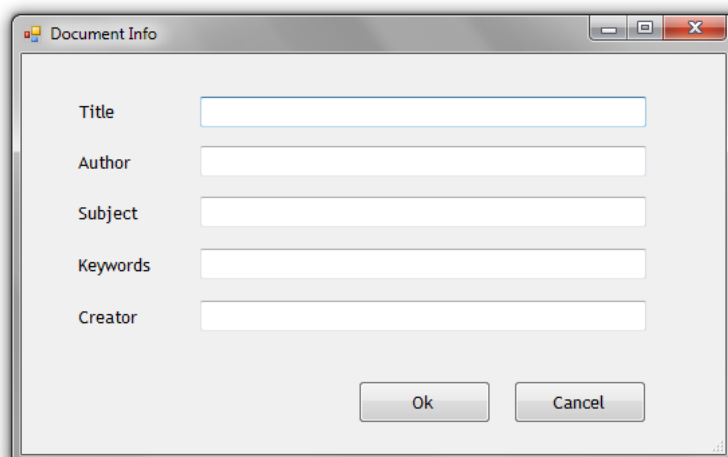
The tool works by creating a page for each image that it successfully reads. The page size is set to Letter as the default, and the orientation set to Portrait. An image is placed at the specific location of each page (either at Top Left, Bottom Left, Bottom Right, Top Right or Center).

CheckPria Image To PDF Converter supports a wide variety of scaling options. By default, the image size is determined automatically from its original dimensions. However, the tool also supports other scaling mode such that the aspect ratio of the original image is preserved.

For example, the user may select to resize the image to the page width, half the page width, or a quarter of the page width; or to the page height, half the page height, or a quarter of the page height. Furthermore, the image may also be Stretched To Fill the entire page.



Other capabilities include the entry of PDF document information such as Title, Author, Subject and Keywords.



To produce the PDF document, the user simply needs to click the **Create PDF** button after selecting the image files and choosing a file name for the PDF document.